

SPLICE PROTECTION SLEEVES

Product sheet
Splice Protection Sleeves

V3.0, 2023-04-11

Micropol Fiberoptic AB
Älvdalsvägen 4
313 50 Åled

Phone: +46 (0)35 17 85 39
Mail: info@micropol.com



TIME & TEMPERATURE

The following settings are recommended to ensure proper shrinkage. After shrinkage, the sleeve should be allowed to cool for 30 seconds before mounting in the joint cassette.

	Temp	Time
Single fiber	110 °C	60 s
Ribbon	140 °C	120 s

Operating temp. splice	-40 °C to +70 °C
Storage temp.	-40 °C to +70 °C

- Description:** Splice sleeves are used to protect the sensitive weld joint. The sleeves are designed to eliminate the appearance of air bubbles, microbends and fiber breaks. The sleeve is threaded onto one fiber before welding and is shrunk firmly centered over the weld joint afterwards.
- Single fiber:** The sleeves consist of an inner sleeve of hot melt adhesive that surrounds the fiber and the primary / secondary protection, a built-in longitudinal stainless steel stick that protects against bending and an outer sleeve of shrink tube.
- Ribbon:** The sleeves consist of an inner sleeve of hot melt adhesive that surrounds the fiber and the primary cover / matrix, a built-in longitudinal ceramic rod that protects against bending and an outer sleeve of shrink tubing.
- Other:** The splice sleeves are pre-shrunk to minimize time and ensure proper shrinkage. Handle with care and protect from dirt.
- Color:** Transparent (Colored splice sleeves are available)
- Packaging:** Bag. Standard packaging contains 50 to 100 pcs.

MEASUREMENTS

	Dimensions (shrunk splice)	Interior dim. (before shrinkage)	Dim. splice
Single fiber	2,4 mm	1,4 mm	1,0 mm
Ribbon	5,0 x 3,0 mm	3,6 x 1,0 mm	4,0 x 1,8 mm



CERTIFICATIONS

Telcordia / Bellcore GR-1380-CORE
(Single fiber range, only 6A Mini Series)

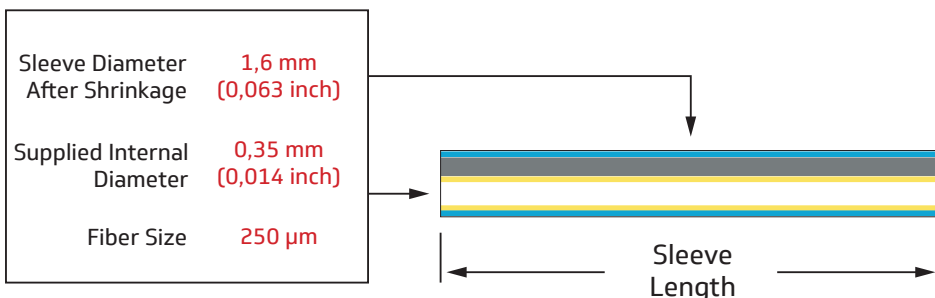
UL224 Approved
RoHS Compliant
REACH Compliant
CENELEC Compliant
Conflict-Free Minerals

Certified
Bellcore Test Conformance Report TCR-8,
(Replaces Telcordia TA-NWT-001380)
YDPU2.E467437
2011/65/EU
EC 1907/2006
European Standard EN50411-3-3
Dodd Frank Act Section 1502 Compliant

SPLICE PROTECTION SLEEVES

6A MINI SERIES

E-number	Art. nr	Name	Pack.
N/A	PS-6A-X25PS	Splice Sleeve Mini 25mm	100 pcs
N/A	PS-6A-X30PS	Splice Sleeve Mini 30mm	100 pcs
N/A	PS-6A-X40PS	Splice Sleeve Mini 40mm	100 pcs

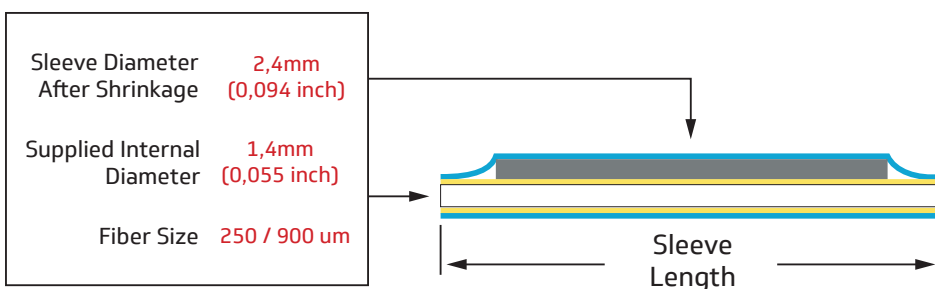


Reinforcing Pin | Stainless steel 302 BS 2056 with polished and round edges

Weight ≈ | 24g/100pcs

PS-3A-X SERIES

E-number	Art. nr	Name	Pack.
50 737 26	PS-3A-X	Splice Sleeve Single Fiber 60mm	100 pcs
50 737 24	PS-3A-X45	Splice Sleeve Single Fiber 45mm	100 pcs
50 737 25	PS-3A-X35	Splice Sleeve Single Fiber 35mm	100 pcs

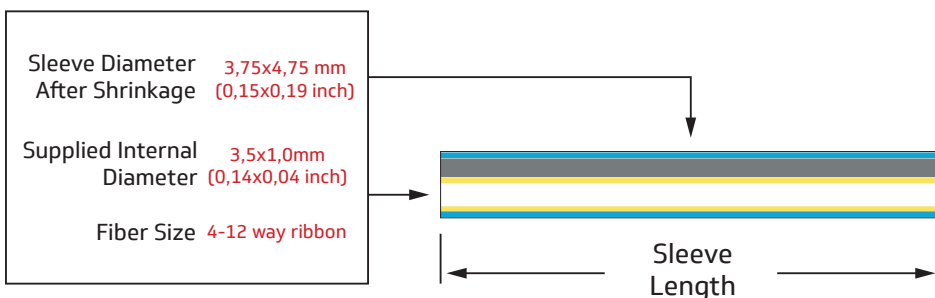


Reinforcing Pin | Stainless steel 302 BS 2056 with polished and round edges

Weight ≈ | 41,8g/100pcs

RIBBON

E-number	Art. nr	Name	Pack.
N/A	PS-99-X25C	Splice Sleeve Ribbon 4/8/12 25mm	100 pcs
N/A	PS-99-X30C	Splice Sleeve Ribbon 4/8/12 30mm	100 pcs
50 628 10	PS-99-X40	Splice Sleeve Ribbon 4/8/12 40mm	100 pcs



Reinforcing Pin | White Ceramic

Weight ≈ | 123g/100pcs